




**Practical inventions**  
SANTA MONICA, CALIFORNIA



conveyor chain pin remover

### Mission Statement

To work smarter, not harder.  
In this world, too much is done the hard way. It is time to make a change. Practical Inventions' goal is to complete standard tasks with less required energy.

### Who We Are

Practical Inventions is made up of a group of engineers and business professionals that have teamed up together to solve issues and tasks.

### Contact and Ordering Info.

For more information or to place an order, call 310-428-4274 or email [sanfordf@practicalinventions.net](mailto:sanfordf@practicalinventions.net).



**Practical inventions**

1315 FRANKLIN STREET, UNIT C  
SANTA MONICA, CALIFORNIA  
310-428-4274

[www.practicalinventions.net](http://www.practicalinventions.net)



**Practical inventions**

CONVEYOR CHAIN PIN REMOVER





Practical inventions




conveyor chain pin remover

PATENT No. US 7430849 B1


**Makes Your Job Easier.**  
Patented tool makes removing and inserting conveyor pins easy and fast, saving your business time and money.

**How It Works:**

1. Just Position tool over pins
  - Pick up tool and press release mechanism.
  - Move pin punch ends to about 3" away from back stop anvil.
2. Release pin
  - Lift conveyor chain slightly high enough to position chain pin tool under chain.
  - Press ratchet lever and remove pin from conveyor.
  - Remove tool, separate chain and make necessary corrections.
3. To insert pin, open mechanism to about 4" and ratchet pin back into position.



**Custom tool options**  
Can be made in 100% stainless steel or copper for explosive environments.  
Can be configured for different size conveyors.



**Safety Precautions**  
Follow lock-out instructions in your company manual.  
Make sure conveyor is not under load.  
Pin must be inserted to proper position.